

WHS E-LEARNING AT WHS

- ☐ We will be using MS TEAMS for assignments during the “eLearning” days.**
- ☐ You are enrolled in each class and there are assignments to get you started.**
- ☐ YOU can log in and find your way to your MS TEAMS**

STUDENT LOGINS - eLearning

ClassLink >> <https://launchpad.classlink.com/bibb>

- **Username: `Firstname.Lastname2digitcohort`**
 - Example >> **jane.doe21**
- **Password: `CapitalfirstandlastinitialStudentID!`**
 - Example >> **JD123456!**

Microsoft Office 365 >> <https://www.office.com>

- **Username: `Firstname.Lastname2digitcohort@BCSDK12.net`**
 - Example >> **jane.doe21@BCSDK12.net**
- **Password: `CapitalfirstandlastinitialStudentID!`**
 - Example >> **JD123456!**

Login

ClassLink >>

<https://launchpad.classlink.com/bibb>

- Username:

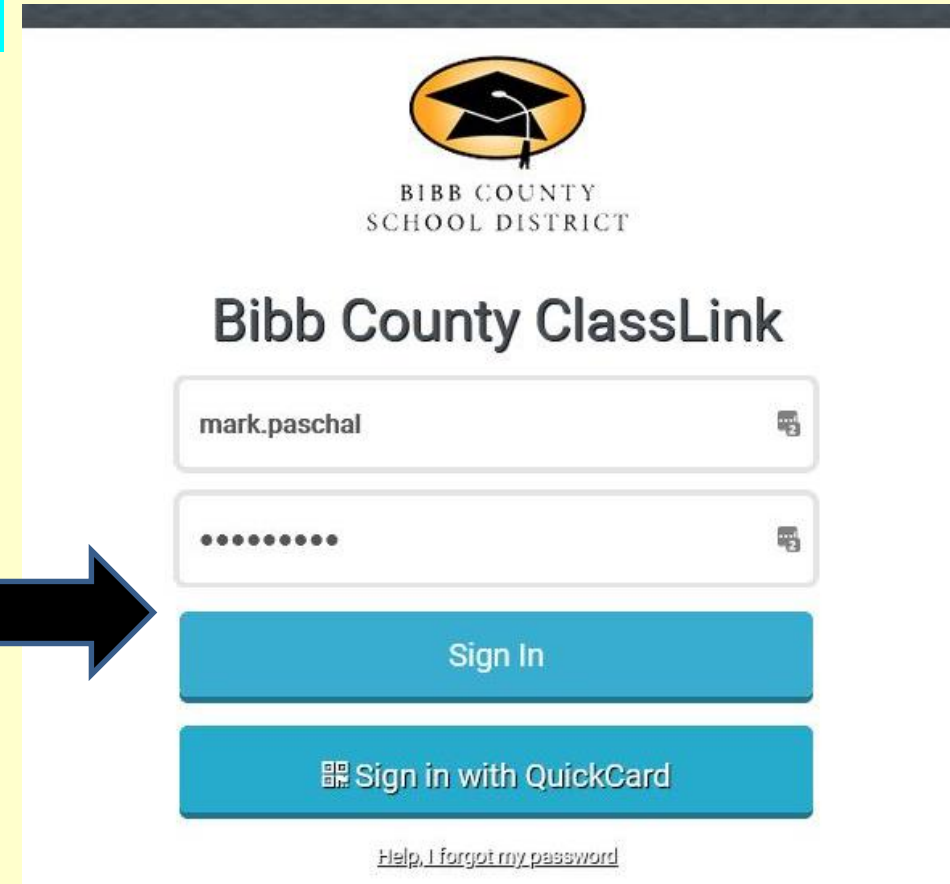
Firstname.Lastname2digitcohort

–Example >> **jane.doe21**

- Password:

CapitalfirstandlastinitialStudentID!

–Example >> **JD123456!**



BIBB COUNTY
SCHOOL DISTRICT

Bibb County ClassLink

mark.paschal

.....

Sign In

Sign in with QuickCard

[Help, I forgot my password](#)

Click on Office 365 link

The image shows a screenshot of a ClassLink dashboard. At the top, there is a search bar and navigation icons. The main area is a grid of application icons. A yellow rectangular box highlights a section of the grid, and a large white arrow points from the left towards the 'Office 365' icon within this highlighted area. The 'Office 365' icon is a red cube with a white keyhole. Other visible icons include 'SUNWAY', 'AAA Math', 'AR Book Finder', 'BCSD', 'Campus Portal Students', 'College and Career Survey...', 'Desmos Graphing Calculator', 'Destiny Online Catalog', 'Follett', 'EDUCATION', 'Epic!', 'LEXILE', 'FunBrain', 'GA Student Health Survey ...', 'GALILEO', 'Georgia Milestones Resources', 'Georgia School Personnel ...', 'GeorgiaStandard s', 'Georgia stones sources', 'Georgia School Personnel ...', 'GSHS Sur', 'HRW', 'PBS Learning', 'PBS Learning', 'Studies Weekly', 'Think Central', 'ThinkCERCA', 'USA Test Prep', 'Versatram (bus request/fi...', 'Westside High News', 'Westside PBIS Student Survey', 'WHS', and 'Zoom Scheduler Extension ...'. The bottom of the screen shows a dock with 'My Apps' and 'My Files' icons.

Click on Teams link

The image shows the Office 365 dashboard interface. At the top, there is a search bar and a notification bell. Below the search bar, the text "Good afternoon," is displayed. To the right of the greeting is an "Install Office" button. A row of application icons is shown, including Start new, Outlook, OneDrive, Word, Excel, PowerPoint, OneNote, SharePoint, Teams, Sway, and All apps. Below this row, there are tabs for "Recent", "Pinned", "Shared with me", and "Discover". The "Recent" tab is active, showing a list of documents with their names, dates, and sharing status. A large black arrow points from the right side of the document list towards the Teams icon in the application row. A black-bordered callout box is positioned over the Teams icon, with the word "Teams" written in large black text below it.

Office 365

Search

Good afternoon,

Install Office

Start new Outlook OneDrive Word Excel PowerPoint OneNote SharePoint Teams Sway All apps

Recent Pinned Shared with me Discover

Document Name	Date	Sharing Status
27 SharePoint » sites » Section_571977 » SiteAssets	Nov 8, 2018	Shared
Formative 11-2 SharePoint » ... » ...mative Assessment_ Choosing a Comp., Wirel	Nov 2, 2018	Shared
Jieyre @ Bibb County School District Chavis-Moore, Jieyre A.'s OneDrive for Business » ... » ...ments	Oct 30, 2018	Only you
What Am I Quiz SharePoint » ... » What am I_ External Hardware Worksheet	Oct 23, 2018	Shared
Presentation 2 Chavis-Moore, Jieyre A.'s OneDrive for Business » ... » ...ments	Sep 27, 2018	Only you
Presentation 1 Chavis-Moore, Jieyre A.'s OneDrive for Business » ... » ...ments	Sep 26, 2018	Only you

Show more

Drag a file here to upload and open

More in OneDrive

Teams

Click on Assignments tab (top of page)

The screenshot displays the Microsoft Teams interface. At the top, there is a search bar with the text "Search or type a command". Below this, the "Microsoft Teams" header is visible. The left sidebar contains navigation icons for Activity (with a red notification badge), Teams, Assignments, Calendar, Files, SAFARI Mo..., and Apps. The main content area shows a team chat for "P3-T2-21.4250002-3 Found of En...". The chat tabs at the top are "General", "Posts", "Files", "Class Notebook", "Assignments", and "Grades". The "Assignments" tab is highlighted with a black box, and a large black arrow points to it from the left. Below the tabs, the chat history shows several messages from "Paschal, Mark" regarding team name changes and member additions. At the bottom, there is a section titled "Assignments Yesterday 5:59 PM" with a purple document icon. The assignment title is "Straw Truss Bridge 2019-20 PAUSE and REFLECT" with a due date of "Due Mar 17" and a "View assignment" button. The bottom of the screen features a text input field with the placeholder "Start a new conversation. Type @ to mention someone."

ASSIGNMENTS

- Please check in to your courses for teacher support during your regular scheduled class time. Teachers will be available to assist you at those times.
- Communicate with your teachers by posting inside of TEAMS.
- Assignments will be presented in a variety of ways.
- Assignments must be submitted by due dates provided

ASSIGNMENTS

- ❑ Assignments will be provided by using a variety of sources.
- ❑ Edgenuity, USA TEST PREP, KHAN ACADEMY, uploaded assignments, and/or video assignments may be used as part of your daily instruction.

USA TEST PREP



- URL: <https://www.usatestprep.com>
- Account ID: westside38
- Username: Firstname.Lastname2digitcohort
(Example: jane.doe20)
- Password: CapitalFirstandLastInitialStudentID!
(Example: JD12345!)

EDGENUITY Edgenuity[®] where learning clicks

- URL:
<https://auth.edgenuity.com/Login/Login/Student>
- Username: Firstname.LastnameBCSDIS
- (Example: jane.doeBCSDKIS)
- Password: Student ID
- (12345)

Click on “My work” link to open and edit assignment

Reference materials



Lost on the Moon.pdf



My work



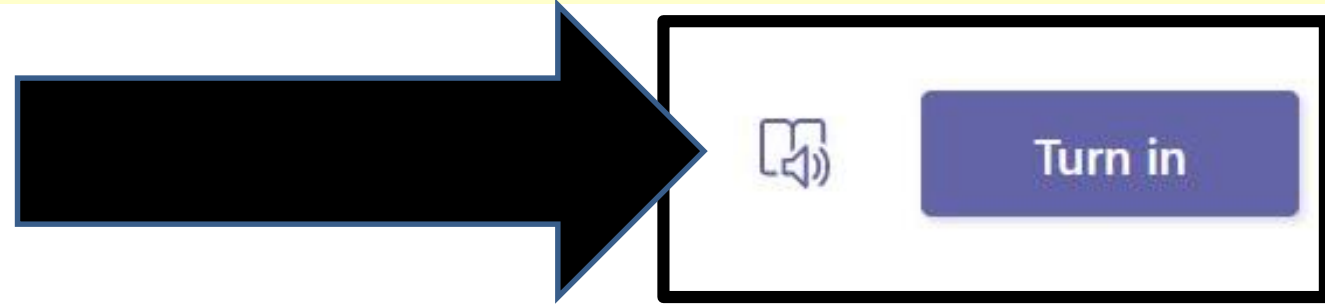
Lost on the Moon.docx



+ Add work



Click on “Turn in” button when you are done



the Moon - MS Teams Assignment

020 7:30 AM

on

the crew originally scheduled to rendezvous
ship on the lighted side of the moon.
difficulties, however, have forced your ship to
not come 200 miles from the rendezvous

Points
No points

Click on “+ Add work” link to attach any EXTRA files (drawings, notes) before you click the “Turn In” button...

Reference materials



Lost on the Moon.pdf



My work



Lost on the M...
...A




+ Add work



TIP: Best phone apps I have tried for scanning extra pages like sketches/drawings to turn in with assignments...

BEST >> Adobe Scan



OK >> MS Office Lens



Click on “Undo turn in” button if you want to add something to your assignment...

The screenshot displays the Microsoft Teams interface. At the top, there is a search bar with the text "Search or type a command". The left sidebar contains navigation icons for Activity (with a red notification badge), Teams, Assignments, Calendar, and Files. The main content area shows a team named "General" with tabs for Posts, Files, Class Notebook, Assignments, and Grades. The "Assignments" tab is active, displaying an assignment titled "Lost on the Moon - MS Teams Practice Assignment" with a due date of "Due March 17, 2020 7:30 AM". A submission card for this assignment is visible, showing a checkmark, the text "Turned in Sun Mar 15, 2020 at 2:16 PM", and a blue button labeled "Undo turn in". A black box highlights this button, and a large black arrow points towards it from the right. Below the submission card, the assignment instructions are visible, starting with "You are in a space crew originally scheduled to rendezvous with a mother ship on the lighted side of the moon."